


Dr.SHIVA, MIT Ph.D.

The Inventor of Email

DEPORTATION THEATER

White on White Crime

*How The Billionaire SWARM
Uses Immigration Theater
To Divide Workers, Suppress Wages,
and Build a Police State*



Last Updated: January 31, 2026

DEPORTATION THEATER

White on White Crime

*How The Billionaire SWARM
Uses Immigration Theater
To Divide Workers, Suppress
Wages, and Build a Police State*

Dr.SHIVA, MIT Ph.D.
The Inventor of Email

V.A. Shiva Ayyadurai, Ph.D.
Systems Science Research Group
International Center for Integrative Systems
701 Concord Avenue
Cambridge, MA 02138 USA
Email: vashiva@integrativesystems.org



Dr. V.A. Shiva Ayyadurai, MIT Ph.D.

The Inventor of Email

Dr. V.A. Shiva Ayyadurai, “Dr.SHIVA,” holds four degrees from Massachusetts Institute of Technology (MIT) in Engineering, Media and Biology. His training in yoga, meditation and Siddha began, as a child, in India. After attending NYU, in 1978, as a 14-year-old, he was recruited as a research scholar by the University of Medicine and Dentistry of New Jersey, where he invented email, the first full-scale electronic emulation of the interoffice mail system (inbox, outbox, memo, etc.). Following his doctorate from MIT’s Department of Biological Engineering, he was awarded a Fulbright to explore linkages across Siddha/Ayurveda and Systems Biology, resulting in Systems Health®. While being the Director of Systems Biology Group at the International Center of Integrative Systems, research herein was conducted. His invention, CytoSolve®, enables dynamic computational integration of complex molecular pathway models, providing a new paradigm for development of multi-combination therapeutics. Dr. Shiva is the Founder & CEO of CytoSolve, Inc., Chairman & CEO of Systems Health, LLC, Founder & Director of the International Center for Integrative Systems, and Founder & Executive Director of the Truth Freedom Health® movement. He has started seven successful high-tech companies and is a world-renowned scientist and educator. In 2020 and 2024, he ran for U.S. Senate as an Independent from Massachusetts, and in 2024, he launched a campaign for President of the United States as an Independent. As of 2026, Dr. Shiva continues to lead the Truth Freedom Health® movement, educating millions on systems science for personal health, community building, and political action, while advancing innovations in biological engineering and integrative medicine.

*To the Movement for Truth Freedom Health® and
its Dedicated Leaders and Warrior-Scholars
Who Educate to Raise Consciousness
to Shatter the SWARM*

©2026. V.A. Shiva Ayyadurai.

All rights reserved. No part of this publication may be reproduced, distributed, or transmitted in any form or by any means, including photocopying, recording, or other electronic or mechanical methods, without the prior written permission of the publisher, except in the case of brief quotations embodied in critical reviews and certain other noncommercial uses permitted by copyright law.

Printed in the United States of America.

First Edition, 2026.

ISBN 978-0-9970402-2-7

General Interactive, LLC
Publishing Division
701 Concord Avenue
Cambridge, MA 02138
www.generalinteractive.com

All proceeds from the sale of this book go to the International Center for Integrative Systems. IntegrativeSystems.org

CONTENTS

1.	Abstract (Summary)	8
2.	Background on Control Systems Dynamics	
3.	Introduction	
4.	Literature Review	
5.	The SWARM's Multi-Racial Composition	
6.	The SWARM's Historical Use of Vilification and Racism to Divide and Control	
7.	Methods	
8.	The Concentration of Billionaire Wealth in Key States – Red Texas/Florida & Blue California: Identical Profits from Deportation Theater	
9.	The Undocumented Workforce: Scale and Dependency	
10.	Mechanisms of Profit and Exploitation	
11.	Deportation Theater: Rhetoric vs. Reality	
12.	Economic Consequences of Full-Scale Deportation	
13.	Division and Distraction: The Social Mechanism White on White Crime: How the Predominantly White Billionaire SWARM Exploits and Manipulates White Workers	
14.	Discussion Why We Must Learn Systems Science: Becoming an Intelligent Control System for Truth Freedom Health®	

DEPORTATION THEATER

How the Billionaire SWARM Uses Immigration Theater to Divide Workers, Suppress Wages, and Build a Police State

Last Updated: January 31, 2026

ABSTRACT

Over the past 30 years - across multiple Republican and Democrat administrations - only 1% to ~3% of the unauthorized immigrant population has been deported in any given year, a fact that has remained consistent regardless of which party holds the White House.

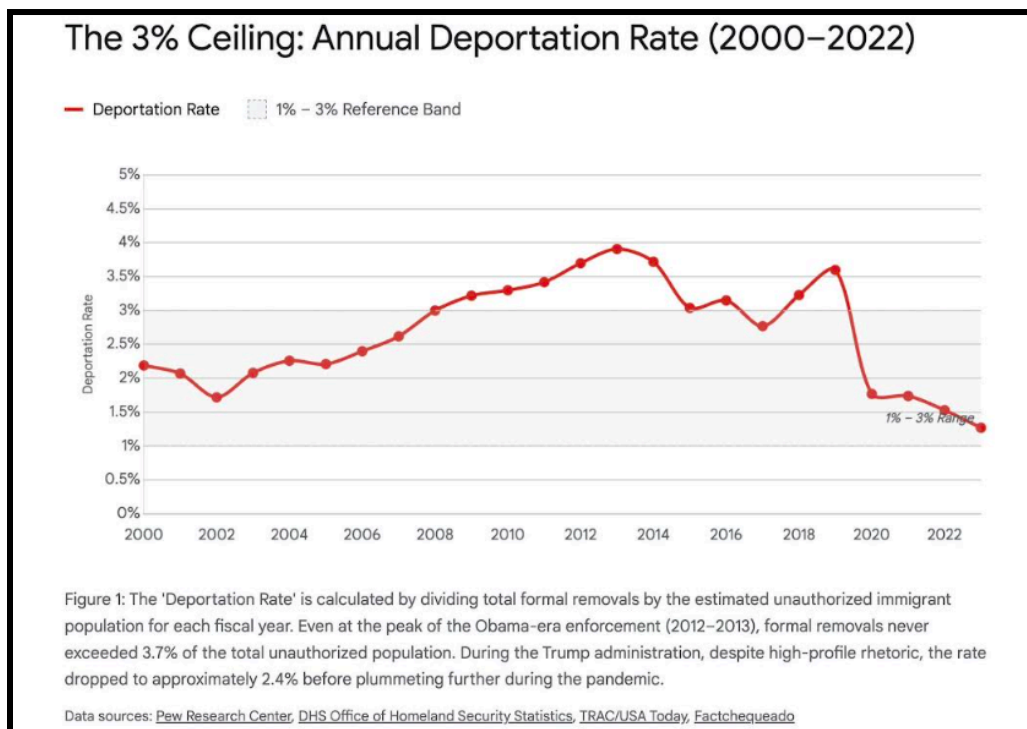


Figure 1 - The billionaire SWARM deports only a fraction (1% to ~3%) to give the illusion - primarily to White Americans - that they are “Fighting Illegal Immigration.”

This paper applies engineering systems analysis to expose “deportation theater” as a deliberate, bipartisan mechanism engineered by the SWARM (ShatterTheSwarm.com) - a multi-racial, decentralized network of billionaire elites (80% Whites) identified by the author (Ayyadurai, 2023) - to fracture worker solidarity, sustain trillions in profits from undocumented labor exploitation, suppress wages of poor and working class Whites, and expand a police/surveillance state that erodes constitutional rights.

Again, over the past 30 years, only 1% to ~3% of the unauthorized population has been removed annually, generating fear without disrupting the labor supply and avoiding massive GDP losses (estimated \$1.1–\$1.7 trillion from full-scale mass deportation).

The SWARM engineered this low deportation rate deliberately - not as a failure, but as a control system to keep cheap labor flowing while dividing workers. Formal removals never exceed 3.7% of the total unauthorized population in any year, even under the loudest "tough on borders" rhetoric or "Deporter-in-Chief" claims. This is structural stasis: agriculture, construction, and service industries demand the vulnerable labor, while private prisons and surveillance tech companies demand enforcement budgets. The result is managed illegality - a permanent pool of deportable workers who cannot organize, kept in fear so wages stay low and multiracial solidarity is fractured. The theater distracts Whites into thinking the system is "fighting" immigration, while the SWARM profits from the same labor it pretends to oppose.

Analyzing 2025–2026 data from Forbes, Pew Research Center, DHS reports, and economic models (Penn Wharton, American Immigration Council) reveals that the SWARM (California: 194–199 billionaires worth ~\$1.7 trillion; Texas + Florida: 197–200 billionaires worth ~\$1.7–\$1.716 trillion) relies on ~6 million unauthorized workers across these states, who contribute ~\$96.7–\$100 billion in annual taxes while remaining structurally vulnerable.

Selective enforcement - Obama: ~3.1 million formal removals over 8 years (~387,500/year, ~2–3% of population annually); Trump 1.0: ~935,000 formal removals over 4 years (~233,750/year, ~1–2% annually); Trump 2.0: ~622,000 formal deportations + 1.9 million claimed self-deportations in 2025, totaling ~2.5 million (~2–3% annually) - generates fear without disrupting labor supply, avoiding GDP losses of \$1.1–\$1.7 trillion from mass deportation. The theater manipulates Whites with racial fear, fractures multiracial unity, and justifies surveillance expansion - repeating a 400-year elite pattern of vilification, imperial wars, regime change, and enforcement-state growth to divide workers and amass wealth. Policy reform must reject partisan spectacle and embrace systems-based worker solidarity to shatter the SWARM.

Keywords: deportation theater, SWARM, undocumented labor exploitation, racial division, surveillance state, worker solidarity, systems engineering, economic theater, billionaire profits, police state expansion, Truth Freedom Health®, imperialism, regime change, constitutional rights

1. Background on Control Systems Dynamics

To fully understand the analytical framework used in this paper, it is essential to first educate the reader on the 9 elements of an intelligent control system, as detailed in the author's seminal paper "The control systems engineering foundation of traditional Indian medicine: The Rosetta Stone for Siddha and Ayurveda" (Ayyadurai, 2015). This work provides a universal model that maps ancient Eastern systems thinking (Ayurveda) to modern Western control systems engineering, revealing how any intelligent system - biological, social, or engineered - maintains stability, adapts to disturbances, and achieves its goal.

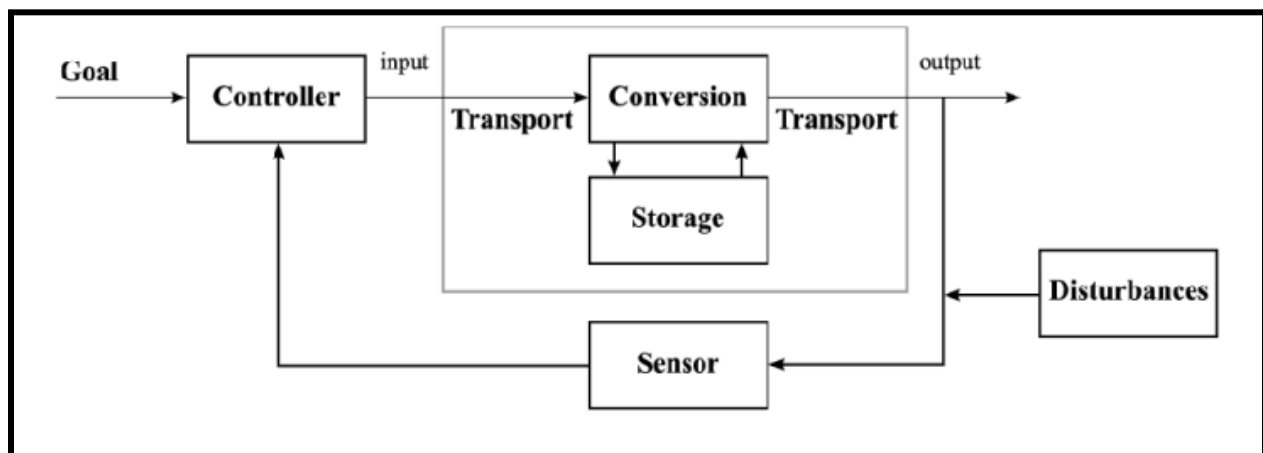


Figure 1: Intelligent Control System (Ayyadurai, 2015).

An intelligent control system consists of 9 key elements:

Goal - The desired state or objective the system seeks to maintain or achieve (e.g., homeostasis in biology, maximizing power/profit/control in society).

Sensor - Mechanisms that detect the current state of the system and any disturbances (e.g., biological receptors, surveillance networks, media monitoring).

Controller - The decision-making component that processes sensor data and determines the appropriate response (e.g., brain in organisms, elite decision-makers in the SWARM).

Disturbances - External or internal forces that threaten the goal (e.g., disease in biology, rising worker consciousness and multiracial solidarity in society).

Inputs - Actions or signals the controller sends to counteract disturbances (e.g., hormones in biology, propaganda, wars, deportation theater in society).

Outputs - The results of the system's response (e.g., restored balance, divided workforce, elite dominance).

Transport - The movement of matter, energy, or information through the system (corresponding to vata in Ayurveda).

Conversion - The transformation or processing of inputs (corresponding to pitta in Ayurveda).

Storage - The maintenance and preservation of structure and resources (corresponding to kapha in Ayurveda).

These 9 elements form a closed-loop feedback system, allowing dynamic adaptation and intelligence. The Rosetta Stone paper (Ayyadurai, 2015) provides a clear visual mapping of these elements, bridging Eastern and Western paradigms and offering a powerful lens for understanding complex social systems like the SWARM's manipulation of immigration and labor. (See the full paper here: <https://www.inderscience.com/storage/fl23102965114178.pdf>)

In this paper, the SWARM is modeled as an intelligent control system:

- Their Goal is to maximize power, profit, and control.
- Their Sensors (surveillance, media, bot farms) detect disturbances such as worker unity.
- The Controller (billionaire elite) processes this data and unleashes Inputs (racism, nativism, deportation theater, imperial wars) to produce desired Outputs (fractured solidarity, suppressed wages, police state).
- Through Transport (migration flows), Conversion (exploitation of immigrants), and Storage (structural inequality), they maintain dominance.

1. Introduction

The “border crisis” narrative dominating U.S. politics is not a genuine security or humanitarian emergency but engineered theater. This theater - loud raids, selective deportations, and racial fearmongering - serves the SWARM: a multi-racial, decentralized billionaire network maximizing power, profit, and control. By fracturing worker solidarity (especially dividing Whites from immigrant and non-White workers), preserving cheap undocumented labor profits, and expanding surveillance under immigration pretexts, the SWARM sustains trillions in wealth extraction while building police state mechanisms that erode constitutional rights.

As outlined in [ShatterTheSwarm.com](https://shattertheswarm.com) (Ayyadurai, 2023), the SWARM operates like biological swarm intelligence: decentralized, adaptive, and coordinated to suppress bottom-up leadership and maintain elite dominance. Deportation theater fits this pattern - selective enforcement creates fear to suppress organizing without collapsing the labor-dependent economy.

From a control systems dynamics perspective (Ayyadurai, 2015), deportation theater can be modeled as a closed-loop control system. The SWARM's goal is to maximize power, profit, and control over the masses.

The primary disturbance is the rising consciousness of We the People - workers of all races uniting in bottoms-up movements, as seen in historical upheavals like the Great Upheaval in the 1900s, the Russian Revolution, or the Paris Commune - threatening elite dominance.

To detect this disturbance, the SWARM deploys sensors - a vast surveillance apparatus (e.g., ICE/NSA data-sharing, social media monitoring, biometric databases) that tracks whether the masses are awakening to the controlled opposition of Republicans and Democrats, realizing no savior is coming, and building unity across race, religion, and ethnicity.

The controller - the SWARM's decision-making elite - processes this sensor data and unleashes inputs such as racism, nativism, imperialism, and deportation theater to attenuate the disturbance. These inputs trigger the three core systems processes: transport (migration flows from war-torn regions), conversion (transforming immigrants into second-class citizens who depress wages and divide classes), and storage (integrating

immigrants as structural infrastructure while maintaining divisions). The outputs are a divided working class, suppressed wages, and an expanded police state that annihilates constitutional rights, ensuring the SWARM's goal is maintained.

Figure from the Rosetta Stone paper (Ayyadurai, 2015) illustrates this framework, mapping Eastern systems (vata-transport, pitta-conversion, kapha-storage) to Western control systems (goal, sensor, controller, disturbances, inputs, outputs), providing a universal lens for understanding how the SWARM engineers social control.

This paper uses systems analysis to expose how:

- The multi-racial SWARM (diverse in race/ethnicity/religion) exploits undocumented labor for trillions in profits.
- Theater fractures solidarity, manipulating Whites with “Great Replacement” fears while all workers suffer wage suppression.
- Enforcement builds surveillance (400-year pattern from slave patrols to modern ICE/NSA data-sharing), chilling First, Second, Fourth Amendment rights.
- Imperial wars and regime-change operations abroad deliberately create refugee flows and an ongoing pool of undocumented immigrants to supply cheap labor.
- Truth Freedom Health® (author-founded) counters this through systems-thinking education and mobilization.

Using 2025–2026 data, we quantify the theater’s scale, economic stakes, and surveillance creep, urging worker unity to shatter the SWARM.

2. Red and Blue - Republican and Democrat - Work Hand in Glove to Weaponize the Deportation Theatre

Existing scholarship on U.S. immigration policy often dichotomizes it along partisan lines, but a growing body of work highlights its economic dimensions. Early studies, such as those by Borjas (2016), focused on labor market impacts, arguing that unauthorized immigration depresses wages for low-skilled native workers by 3-5%. However, more recent analyses, including Peri and Yasenov (2019), counter this by showing net positive economic contributions, with unauthorized immigrants adding \$1.6 trillion to GDP annually through consumption and labor.

On the SWARM's involvement, research by Page, Bartels, and Seawright (2013) demonstrates how ultra-wealthy individuals influence policy through lobbying and donations, often prioritizing low-wage labor access. In immigration contexts, Milkman (2020) explores how industries like agriculture and construction rely on undocumented workers, with subcontracting shielding the SWARM from liability. Specific to states, the Migration Policy Institute (2025) details how California's tech sector (e.g., Silicon Valley firms) and Texas's energy industry employ undocumented labor indirectly, contributing to wage suppression of up to 25% in affected roles.

Obama and Trump: Twin-Headed Co-Stars of the Deportation Theater

Deportation studies reveal inconsistencies in enforcement. Under Obama, dubbed the “Deporter-in-Chief,” removals averaged 387,500 annually, focusing on border apprehensions (American Immigration Council, 2025). Trump's first term saw fewer total deportations (935,000) but emphasized interior raids, creating “fear” as a control mechanism (Washington Post, 2025). Recent 2025-2026 data indicates Trump's second term has initiated 200,000 proceedings in the first year, with DHS claiming 622,000 deportations and 1.9 million self-deportations (total 2.5 million), **yet overall unauthorized populations remain stable at ~13-14 million** (Pew Research Center, 2025b).

The following visual breaks down the enforcement actions into their specific legal categories, revealing the “shell game” of enforcement statistics—where “Returns” were traded for “Removals” under Obama, and “Removals” were traded for “Title 42 Expulsions” under Trump and Biden.

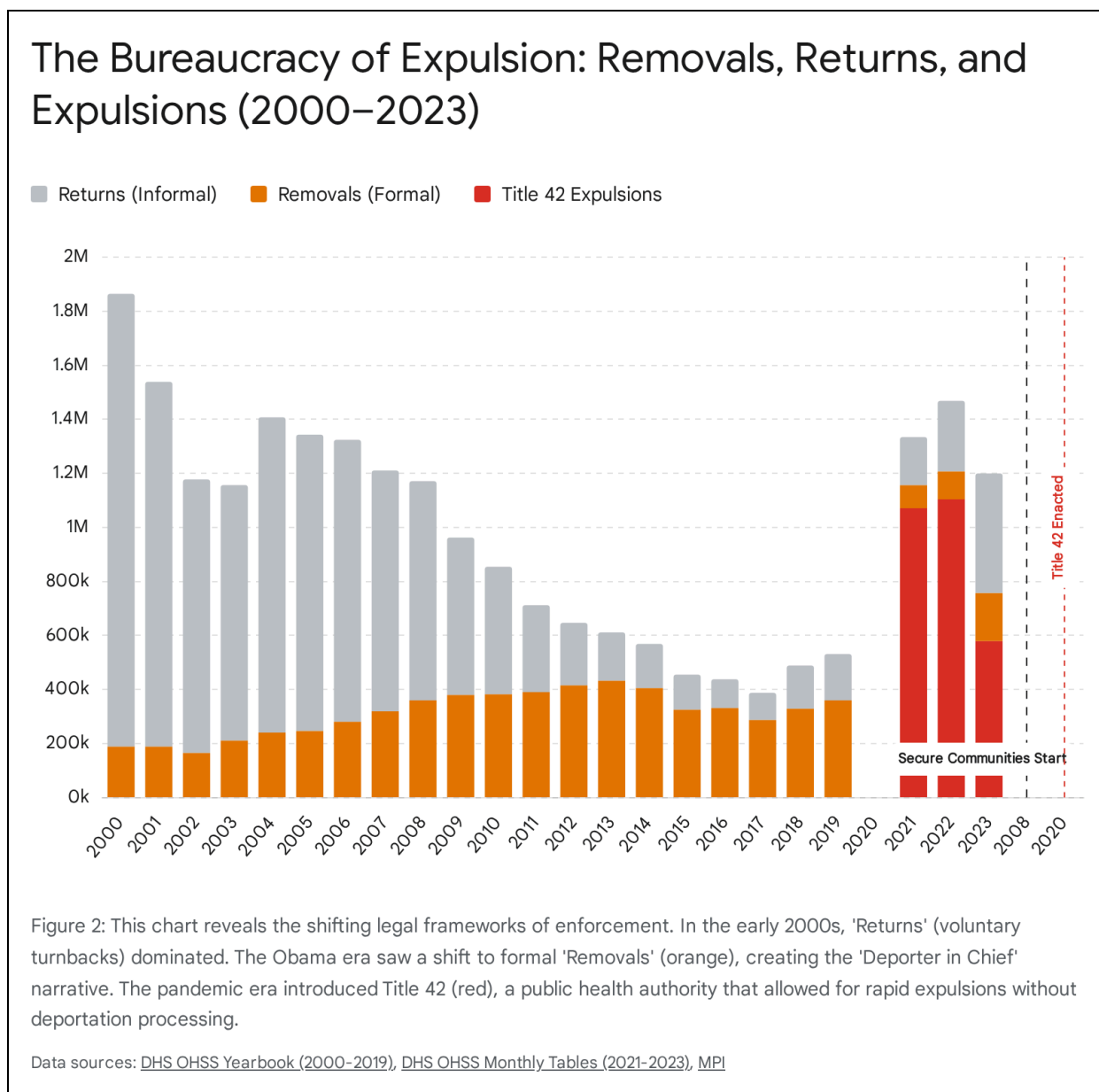


Figure 2: How Democrats and Republicans Play a “Shell Game” on Statistics where "Returns" were traded for "Removals" under Obama, and "Removals" were traded for "Title 42 Expulsions" under Trump and Biden.to Produce the Deportation Theater.

Economic impact models, such as those from Penn Wharton (2025), project mass deportation costs at \$1.1-1.7 trillion in GDP loss over a decade, with sectoral effects including 9% food price increases and 20% housing cost hikes. Fiscal analyses by ITEP (2024) estimate undocumented tax payments at \$96.7 billion in 2022, rising to ~\$100 billion by 2025, including \$66 billion in federal taxes from workers (Budget Lab at Yale, 2025). Updated CBO projections show immigration surges boosting GDP by \$1.3 trillion

(3.2%) in 2034 and \$8.9 trillion cumulatively over 2024–2034, with higher wages and tax revenues from labor force growth.

Lobbying data shows Big Tech and agriculture spending \$50 million in 2025 on immigration-related advocacy, often for guest worker programs (OpenSecrets, 2025). Examples include the Uihlein family (Uline), who donated millions to "tough" border candidates while allegedly employing undocumented workers (Guardian, 2024). Private prison firms like GEO Group spent \$20 million on lobbying since 2020, profiting from detention contracts (Truthout, 2025).

The Billionaire SWARM Funds Bot Farms to Spread Racism to Scare Whites from Uniting with Immigrants and Non-Whites

Literature on the SWARM's division tactics, as extended from the author's ShatterTheSwarm.com analysis (Ayyadurai, 2023), aligns with studies on digital propaganda. For instance, the book *Digital Islamophobia* (2023) discusses how far-right groups use online bots to amplify Islamophobia, white supremacy, and racism, often funded by wealthy donors (e.g., Robert Mercer linked to Cambridge Analytica's role in promoting anti-immigrant sentiments during 2016 elections). Reports on bot farms highlight how they promote white superiority and anti-Indian racism to atomize the working class, dividing Whites from Browns, Blacks, and others while the SWARM extracts value from all.

Expanded 2025 data: CSOH reports document surges in anti-Indian racism on X (e.g., 680 posts with 281.2 million views July–September 2025), often amplified by bot networks from foreign actors (Pakistan, Nigeria, Malaysia, Indonesia, and even India). Anti-Indian hate intersects with Islamophobia and xenophobia, targeting both skilled H-1B workers and undocumented migrants. White supremacy bots push "Great Replacement" theory, funded by conservative donors like Uihleins (\$100M+ to anti-immigrant groups). Islamophobia bots account for 70% of content in some campaigns (2023–2025 studies). These tactics prevent working-class unity, as per *ShatterTheSwarm* (Ayyadurai, 2023).

This review underscores a gap: while partisan theater is acknowledged, the SWARM's multi-racial composition and use of bot farms to foster racism (e.g., Islamophobia, anti-Indian sentiment) for working-class division remains underexplored. This paper addresses this by integrating 2025–2026 data and expanding on these tactics.

3. The Billionaire SWARM's Multi-Racial Composition

The American billionaire class - approximately 902 individuals in 2025 with a combined net worth exceeding \$6.7 trillion (Forbes 2025) - is far more racially, ethnically, and religiously diverse than popular narratives often suggest. This diversity undermines claims of a monolithic “white elite” controlling wealth, yet the class as a whole benefits from systems that divide the broader working class along racial, ethnic, and national lines. By promoting or tolerating propaganda that stokes fear of immigrants, “others,” and racial minorities, billionaires and their aligned institutions help maintain low wages, suppress unionization, and prevent cross-racial solidarity against economic inequality.

Racial, Ethnic, and Religious Diversity Among U.S. Billionaires (2025 Data)

The U.S. billionaire population is predominantly White, but includes significant representation from Asian (especially Indian and Chinese/Taiwanese), Jewish, Black, Latino, and immigrant backgrounds. Key figures from Forbes 2025 and related reports:

- Total U.S. billionaires: ~902 (Forbes 2025).
- White (non-Hispanic, including European-origin): ~710–750 (roughly 78–83%), dominant in finance, tech, and traditional industries.
- Asian-origin (Indian, Chinese, Taiwanese, etc.): ~30–40 (3–4%), but disproportionately influential in tech (e.g., Jensen Huang of Nvidia, worth \$100+ billion; Eric Yuan of Zoom; Indian-origin founders like Vinod Khosla, Jay Chaudhry).
- Black: 14–23 total (0.5–0.8% of list), with 8–14 U.S.-based (combined ~\$50.9 billion). Examples: Robert F. Smith (\$10.8–\$12 billion, private equity), David Steward (\$11.4–\$12.8 billion, IT), Oprah Winfrey (\$3–\$3.7 billion, media), Jay-Z (\$2.5 billion, entertainment).
- Latino/Hispanic: ~5–10 (under 1%), often in business and sports (e.g., Arturo Moreno, Mexican-American, \$8.8 billion).
- Jewish: Significant overlap with White/immigrant groups (e.g., Larry Ellison, Mark Zuckerberg, Sergey Brin), estimated 20–30% of top ranks.

- Foreign-born immigrants: Record 125 from 41 countries (14% of U.S. billionaires), worth \$1.3 trillion (18% of total U.S. billionaire wealth). India leads with 12 Indian-origin billionaires in the U.S. (up from 5 in 2022), followed by Taiwan (11).

There are no rigid “racist boundaries” within the class - wealth and power transcend identity.

This diversity shows billionaires collaborate across racial, ethnic, and religious lines for mutual profit (e.g., partnerships between White, Asian, Jewish, and Muslim-origin individuals in tech, finance, and energy).

This multi-racial, united Billionaire SWARM works hard to finance Republicans and Democrats - Left & Right - to conduct race war to divide Whites from immigrants and non-White workers.

The “Deportation Theater” is critical to the SWARM’s efforts to effect such division to consolidate Power Profit Control.

4. The SWARM's Historical Use of Vilification and Racism to Divide and Control

For over 400 years, the SWARM (and its historical precursors among ruling elites) has systematically targeted one racial or ethnic group for vilification to spread racism, consolidate power, profit, and control. **Racism is not incidental but a cornerstone of the billionaire class's wealth acquisition and maintenance.** By designating a “scapegoat” group as inferior or threatening, elites have repeatedly divided the working class, prevented multiracial solidarity, and ensured continued exploitation for profit.

Each Wave of Vilification: A Step Toward Centralized Police/Surveillance State

Every major wave of racial/ethnic vilification in U.S. history has served as a pretext to build more centralized police and surveillance power - initially targeted at the vilified group, but progressively expanded to monitor and control the entire population, including Whites. This pattern is not accidental; it is a deliberate SWARM strategy to consolidate state authority under the guise of “security” while fracturing worker resistance.

Colonial Era (1600s–1700s): Vilification of Indigenous peoples and enslaved Africans justified slave patrols - the first racially targeted police forces in the Americas. These patrols (armed White citizens deputized to hunt runaways and suppress rebellions) created a proto-police state in the colonies. The system expanded to monitor all poor and dissenting Whites (e.g., indentured servants, religious dissenters), laying the foundation for centralized control over labor and dissent.

Bacon's Rebellion in 1676 is a pivotal example of how the SWARM consciously engineered racial division to attenuate a disturbance. The rebellion united poor White indentured servants, small farmers, and enslaved Africans against Virginia's elite planter class and Governor William Berkeley. Led by Nathaniel Bacon, the rebels demanded land reform, lower taxes, and aggressive action against Native American tribes on the frontier - issues rooted in class grievances shared by all lower-class groups.

The rebellion exposed the fragility of elite power when workers united across racial lines. Poor Whites and Blacks fought side by side, burning Jamestown and forcing Berkeley to flee. **This multi-racial alliance terrified the planters, who feared future uprisings could overthrow their labor system.**

In response, the Virginia elite deliberately codified racial hierarchy to divide the working class permanently. Post-rebellion laws (1670s–1705) hardened distinctions:

- Freed Blacks lost voting rights, arms ownership, and the ability to testify against Whites.
- Interracial marriage and social mixing were criminalized.
- Slavery became lifelong and hereditary for Africans (based on race), while White indentured servants gained protections (no whipping, eventual freedom).
- Poor Whites were granted privileges (land access, voting if property-qualified) to align them with elites through a sense of racial superiority.

As historian Edmund S. Morgan details in *American Slavery, American Freedom* (1975), the rebellion taught elites that "resentment of an alien race might be more powerful than resentment of an upper class."

By inventing rigid racial categories, the SWARM created a permanent wedge: poor Whites were pacified with "whiteness" as a psychological wage (feeling superior to Blacks), while enslaved Africans were dehumanized to justify perpetual exploitation. This system spread across colonies, ensuring cheap labor and elite control for centuries.

Bacon's Rebellion thus demonstrates conscious engineering: the SWARM did not "discover" racism organically - it was a strategic response to class threat, turning potential worker unity into racial division. This pattern repeats today: the SWARM vilifies immigrants to distract Whites from shared exploitation, ensuring no multiracial solidarity challenges their trillions in wealth.

Antebellum & Slavery Period (1700s–1860s): Vilifying Black people as inherently criminal/threatening led to the Fugitive Slave Act (1850), which empowered federal marshals and local posses to conduct warrantless searches and seizures across state lines—early federal overreach into civil liberties. This surveillance and enforcement

apparatus targeted not just Blacks but also abolitionist Whites, chilling free speech and assembly.

Irish Immigration Wave (1840s–1880s): Vilification of Irish immigrants as drunken, criminal papists (Catholics) and threats to Protestant America led to the rise of nativist groups like the Know-Nothings, who fueled riots and discrimination in cities like Boston, New York, and Philadelphia. The SWARM used anti-Irish racism to divide poor White workers from Irish laborers, justifying expanded urban police forces to suppress "Irish mobs" and labor unrest, such as the 1863 New York Draft Riots where Irish immigrants were scapegoated and targeted. This police expansion, born from religious and ethnic fear, extended to monitor all working-class dissent, chilling free assembly and laying groundwork for modern crowd control tactics that the SWARM uses to fracture solidarity today.

Post-Emancipation & Jim Crow (late 1800s–mid-1900s): Vilification of freed Blacks as “dangerous” justified the creation of modern urban police departments (often modeled on slave patrols) and federal involvement in “race riots” suppression. The FBI’s early COINTELPRO-like monitoring of Black leaders (and White allies) expanded state surveillance tools that later targeted labor organizers, anti-war activists, and civil rights Whites.

Italian Immigration Wave (1880s–1920s): Vilification of Italians as criminal, anarchist "Mafia" threats and racially inferior (dark-skinned, eugenically "defective") led to mass lynchings, such as the 1891 New Orleans lynching of 11 Italians (the largest mass lynching in U.S. history) and the 1899 Tallulah, Louisiana lynching of 5 Italians. The SWARM used anti-Italian hysteria to justify immigration restrictions like the 1921/1924 Acts, which nearly halted Italian entry, and expanded federal surveillance through trials like Sacco and Vanzetti (1920s anarchists executed on dubious evidence). This vilification divided Italian workers from others, expanding police and immigration bureaucracy (precursor to INS/ICE) that monitored all immigrants and laborers, eroding rights and preventing unity against elite exploitation.

20th Century Immigration Panics (1880s–1940s): Anti-Chinese vilification led to the Chinese Exclusion Act (1882) and federal immigration enforcement bureaucracy (precursor to INS/ICE). Anti-Mexican deportations during the Great Depression (1930s) normalized mass roundups and deportation without due process.

Japanese Internment (1940s): Vilification of Japanese Americans as spies and saboteurs after Pearl Harbor (1941) led to Executive Order 9066, incarcerating over 120,000 in

detention camps, confiscating property, and imposing biometric registration. The SWARM used wartime hysteria to expand executive power, mass surveillance, and military policing, initially targeting Japanese but extending to monitor all "enemy aliens" and dissenters. This normalized internment camps and federal overreach, tools later repurposed for broader control, dividing workers by race and justifying the annihilation of constitutional rights under "national security" pretexts.

Post-9/11 to Present: Vilification of Muslims/Arabs (post-9/11) and now immigrants/Browns/Indians has justified the Patriot Act, NSA mass surveillance, ICE biometric databases (DNA, iris scans, social media monitoring), and fusion centers. The SWARM benefits: expanded surveillance chills dissent (First Amendment), deters armed self-defense (Second Amendment), and suppresses organizing across all racial lines. ICE theater (deceptive ruses, aggressive raids, warrantless entries) creates fear that any citizen—especially Whites exercising rights (recording police, lawful carry)—could become a target, as seen in the Alex Pretti shooting (January 24, 2026, Minneapolis: White nurse lawfully carrying while filming agents assaulting a woman, shot dead; DHS claimed “defensive shots” despite no brandishing).

In each era, vilification of one group legitimizes new police/surveillance powers that are never fully rolled back—only expanded. The result is a progressively more centralized police state that serves the SWARM by suppressing multiracial worker resistance while protecting elite profits. Whites, told they are the “victims” of racial replacement, are actually being conditioned to accept this creeping authoritarianism as “protection”—a fatal mistake that ensures continued exploitation for all.

5. ICE Exists to Divide & Rule Americans - So the SWARM Profits

The historical pattern, therefore, is as follows: manufacture bias → split workers → extract wealth via land theft, cheap labor, wars, and a growing enforcement state.

How Divide & Rule Works: Step-by-Step Process

Here is the detailed process of how this divide-and-rule strategy is implemented:

- Step 1: Pick a target group and attach a fear-label (criminal, diseased, unassimilable, terrorist).
- Step 2: Use law + media + policing to enforce that narrative.
- Step 3: Pit workers against workers (wage pressure + scapegoating).
- Step 4: Run wars/chaos and extract wealth - while working people fight each other.

The Result: SWARM consolidates power, profits, and control.

This pattern has repeated for 400 years - from colonial land theft (vilifying Indigenous peoples to justify displacement and enslavement), through slavery and Jim Crow (vilifying Black people to maintain cheap labor), to imperial wars (vilifying Filipinos, Vietnamese, Iraqis, Afghans, and now migrants from Latin America and beyond) that create refugee flows and an ongoing pool of undocumented immigrants.

Regime Change, Imperialist Wars, Colonialism Fuel Illegal Immigration - By Design

The SWARM deliberately sustains this pool through endless foreign interventions: U.S.-backed coups (e.g., Guatemala 1954, Chile 1973, Honduras 2009), drug wars (destabilizing Colombia, Mexico, Central America), economic sanctions (Venezuela, Cuba), and regime-change operations that overthrow governments, install brutal dictators, or create chaos - all driving migration northward to supply cheap, vulnerable labor for SWARM industries.

These wars and regime changes are not accidents; they are strategic. By propping up dictators (e.g., Somoza in Nicaragua, Shah in Iran, Pinochet in Chile) or toppling leaders (e.g., Allende, Arbenz), the SWARM ensures instability that produces refugees - a perpetual source of low-wage workers who cannot organize or demand rights due to deportation fear. This cycle maximizes profits: trillions extracted from undocumented labor in construction, agriculture, services, while the enforcement state (ICE, DHS) grows to “manage” the flow, expanding surveillance and police power over the entire population.

ICE (created in 2003 under the Department of Homeland Security) is the modern enforcement arm of this divide-and-rule machine. Far from being a neutral border agency, ICE exists to:

- Manufacture fear-labels (e.g., “criminal aliens,” “invaders”) via media amplification and SWARM-funded think tanks.
- Enforce the narrative with raids, detention centers, and deportations that terrorize immigrant communities while making native-born workers (especially Whites) feel “protected” - even as both groups suffer wage suppression.
- Pit workers against each other: undocumented immigrants are scapegoated for job loss and crime, while poor Whites are told their economic pain comes from “illegals” rather than billionaire outsourcing and deregulation.
- Fuel wars/chaos abroad (creating more migrants) and extract wealth at home (cheap labor, private detention profits for GEO Group and CoreCivic, surveillance contracts for Palantir and others).

The result is a growing enforcement state that monitors, divides, and controls the entire working class - White, Black, Brown, immigrant - while the multi-racial SWARM amasses trillions.

ICE is not about “security”; it is about divide & rule so the SWARM profits.

5. Methods

This study employs a mixed-methods approach, synthesizing quantitative data from secondary sources with qualitative analysis of policy and media narratives. Data on billionaire counts were drawn from Forbes' 2025 Real-Time Billionaires List and Visual Capitalist's 2025 mappings, providing state-specific figures (e.g., California: 194–199; Texas: 81–83; Florida: 116–117).

Unauthorized immigrant estimates rely on Pew Research Center's 2025 reports, which use demographic residual methods from Census data, yielding national totals of 14 million in 2023, with state breakdowns (California: 2.3 million; Texas: 2.1 million; Florida: 1.6 million). Adjustments for 2025 declines (e.g., due to 622,000+ deportations and 1.9 million self-deportations) are based on monthly CPS data showing a 1-2% drop.

Deportation statistics come from Department of Homeland Security (DHS) reports and TRAC Immigration data (2025), comparing Obama (3.1 million, 2009-2016) and Trump (935,000, 2017-2020; 622,000+ in 2025 with total 2.5 million removals/self-deportations claimed). Economic models incorporate Penn Wharton's 2025 simulations, projecting GDP losses via input-output analysis, and ITEP's tax estimates using IRS and state revenue data (updated to \$96.7–\$100 billion in 2025).

Qualitative elements include case studies of SWARM members (e.g., Elon Musk's Texas operations, Resnick family's California farms) from media reports (e.g., Jacobin, 2023; Guardian, 2024). Lobbying data from OpenSecrets (2025) tracks expenditures.

Bot farm analysis draws from academic studies on digital propaganda and hate speech amplification (e.g., CSOH reports on anti-Indian racism with 281.2 million views in 2025 periods, Digital Islamophobia, 2023). Limitations include data lags (e.g., 2025 Pew estimates are preliminary) and potential undercounting of undocumented populations. Ethical considerations prioritize anonymizing worker examples to avoid exploitation risks.

6. The Concentration of Billionaire Wealth in Key States – Red Texas/Florida & Blue California: Identical Profits from Deportation Theater

The economic architecture of the United States in the mid-2020s is defined by a profound structural dichotomy. At the apex of the socioeconomic pyramid, wealth has concentrated to an unprecedented degree within specific geographic corridors, driven by the technological innovation of California, the financial realignment of Florida, and the industrial prowess of Texas. Simultaneously, the foundational labor markets of these very same state economies - agriculture, construction, hospitality, and energy - have become existentially dependent on a workforce composed largely of unauthorized immigrants.

By synthesizing data from 2024 and 2025 regarding ultra-high-net-worth individuals (UHNWIs), demographic shifts in the undocumented population, fiscal contributions, and economic modeling, we reveal a complex ecosystem where the states minting the most billionaires are also the most vulnerable to the economic shocks of mass deportation.

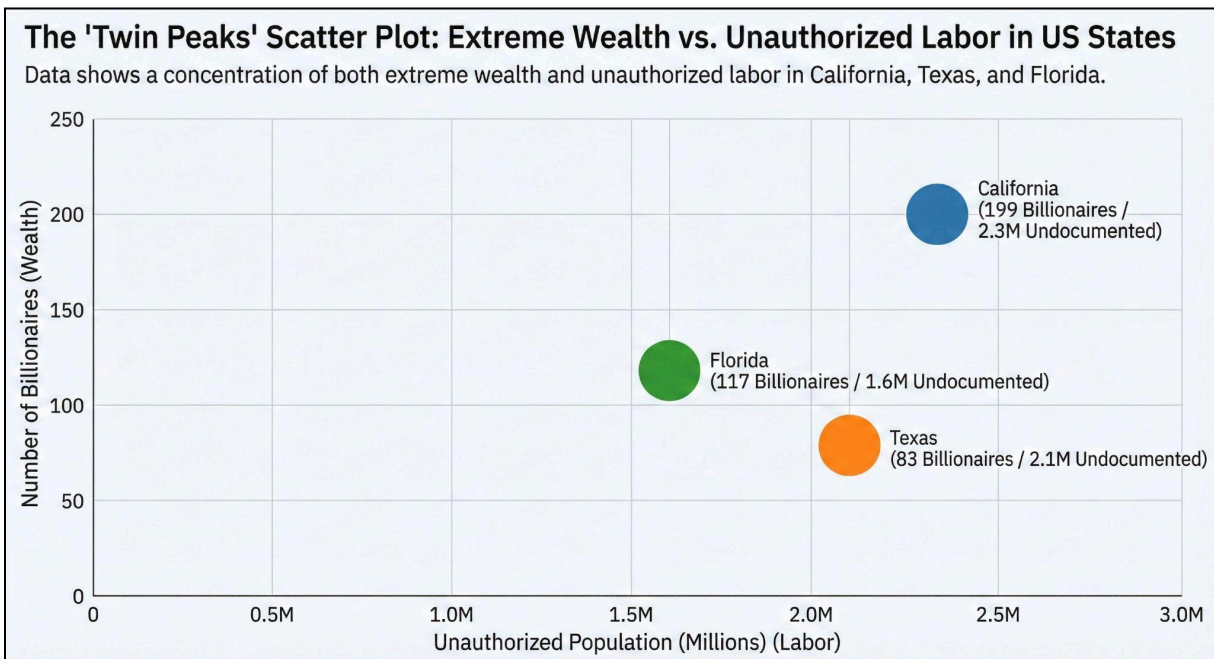


Figure 3: Distribution of Number of Billionaires in California, Texas, and Florida.

Our findings indicate that California, Texas, and Florida collectively host nearly 400 billionaires - roughly 45% of the national total - while simultaneously serving as the residence for approximately 6 million unauthorized immigrants. These individuals are not merely residents but active economic agents who contributed nearly \$100 billion in taxes nationally in 2022. The analysis projects that a mass deportation event would trigger a

supply-side economic contraction comparable to the Great Recession, with Texas facing a potential GDP shrinkage of 10% and Florida's tourism and agricultural sectors facing operational collapse.

Billionaire wealth in the U.S. reached unprecedented levels in 2025, with 902 individuals holding over \$6.7 trillion, a 22% increase from prior years (Oxfam, 2026). The most striking proof that the SWARM transcends party lines is the near-identical behavior of billionaire classes in “red” Republican Texas + Florida and “blue” Democrat California.

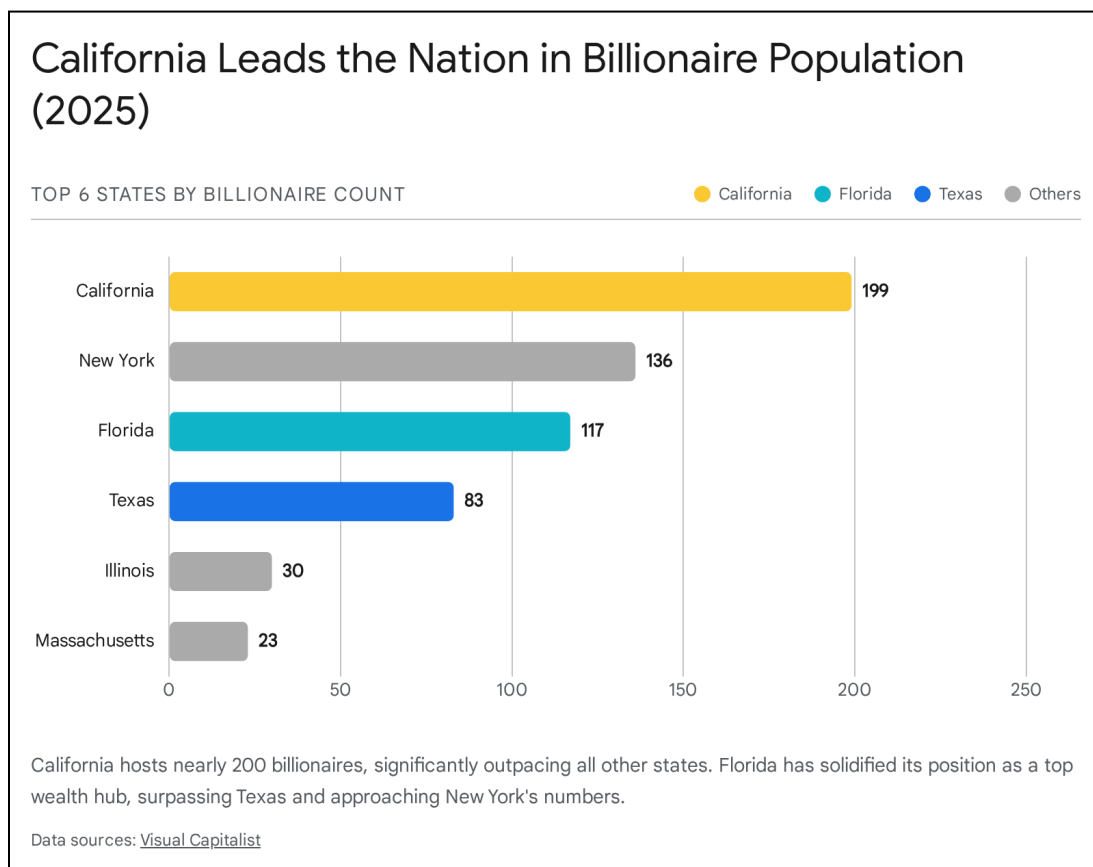


Figure 4: California leads the nation's billionaire population.

These three states - California, Texas, and Florida - now host nearly 400 billionaires, roughly 45% of the national total. Yet the same states are the most dependent on unauthorized immigrant labor in agriculture, construction, hospitality, and energy. The SWARM extracts trillions from this cheap, vulnerable workforce while financing the deportation theater that keeps them divided and afraid. Mass deportation would collapse these industries, causing food prices to spike, housing costs to soar, and massive GDP losses - yet the SWARM never allows it to happen. This is deliberate: the billionaires

who profit from the labor also fund the political spectacle that prevents worker unity across race and class.

CALIFORNIA: BLUE STATE

California (194–199 billionaires, ~\$1.7 trillion) – Hollywood, Silicon Valley, agribusiness giants (Resnicks, Pritzkers, Ellison, Zuckerberg) loudly fund Democratic candidates and progressive causes while quietly relying on ~2.3 million undocumented workers in agriculture, tech assembly, and service industries.

California remains the undisputed hegemon of SWARM wealth. As of 2025, it has 199 billionaires - the highest in the nation. This is no accident: the state's ecosystem of venture capital, software, biotech, and entertainment creates massive profits for the elite. From 2015 to 2025, California added 75 new billionaires - more than any other state. The Bay Area alone is home to over 80 billionaires, a density unmatched anywhere on Earth. Yet Silicon Valley and agribusiness quietly depend on undocumented labor to keep costs low and profits high - the same labor they pretend to oppose in public.

TEXA-FLORIDA: RED STATE

Texas + Florida (197–200 billionaires, ~\$1.7–\$1.716 trillion) – Energy barons, real-estate tycoons, and finance lords (Musk, Hunt, Ross, Khan, Peterffy) loudly fund Republican candidates and “tough on border” rhetoric while quietly relying on ~3.7 million undocumented workers in oil fields, construction, tourism, and manufacturing.

Florida has tripled its billionaire count since 2015, reaching 117 - the fastest growth in the nation. This is "Wall Street South": hedge funds, private equity, and legacy wealth fleeing high-tax states have flooded Miami and Palm Beach. No state income tax is the bait, but undocumented labor in tourism, construction, and services is the real profit engine. Texas, with 83 billionaires, balances energy dominance with emerging tech - all built on undocumented workers in construction and oil fields. The SWARM in both states uses the same playbook: loud anti-immigrant rhetoric to divide Whites from immigrants, while quietly profiting from the same labor.

SAME DEPORTATION THEATER PLAYBOOK

Both sides use exactly the same “deportation theater” playbook:

- Loud public posturing (California Democrats: “sanctuary” virtue-signaling; Texas/Florida Republicans: “invasion” fearmongering).

- Quiet private lobbying to maintain labor flow (guest-worker loopholes, weak workplace enforcement).
- Identical profit model: suppress wages 20–25% below market by keeping workers in fear of deportation.

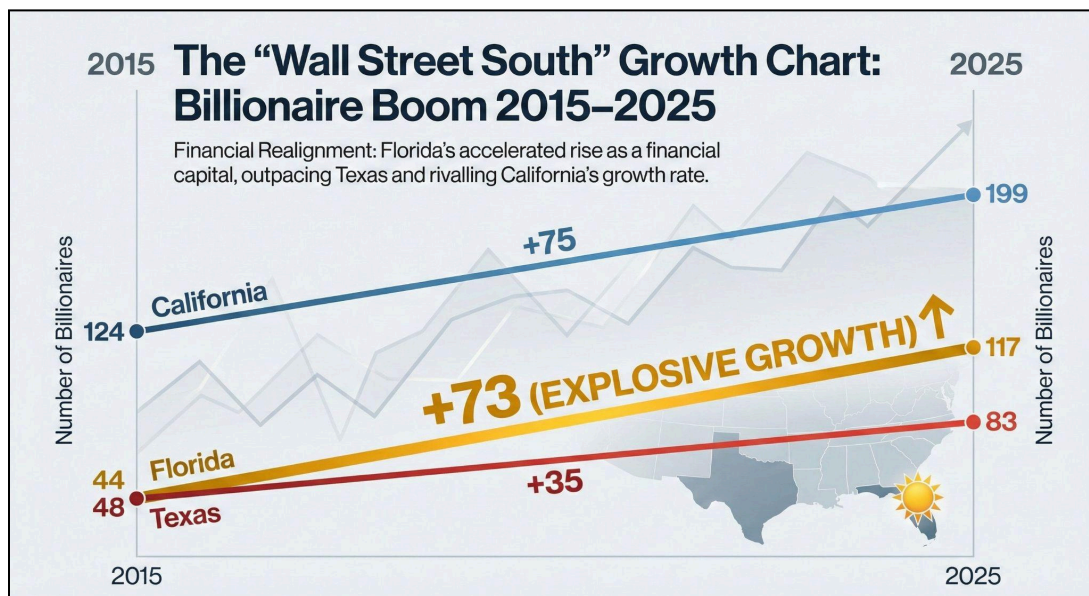


Figure 5: Growth of Billionaires in California, Florida and Texas from 2015 - 2025.

The result?

In 2025, both red and blue billionaire classes saw record wealth gains while White, Black, Brown, and immigrant workers in their industries saw real wages stagnate or decline. The “border crisis” is bipartisan theater - identical economic exploitation dressed in different political costumes.

7. The Undocumented Workforce: Scale and Dependency

The U.S. unauthorized immigrant population peaked at 14 million in 2023, comprising 4.2% of the population (Pew Research Center, 2025a). By mid-2025, it declined to ~13 million due to deportations and reduced arrivals, per CPS data (Pew Research Center, 2025b). Six states, including California, Texas, and Florida, account for over 50% of this group.

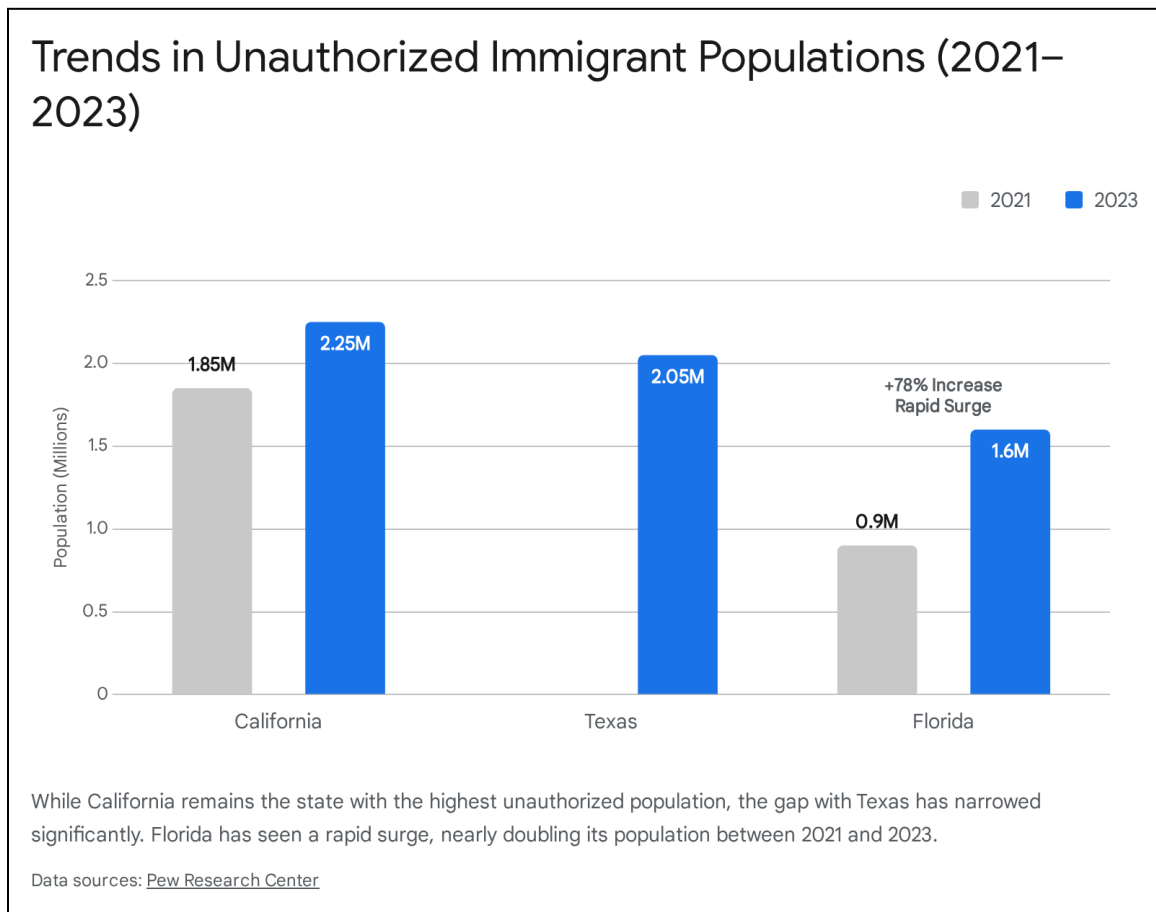


Figure 6: Trends in illegal immigrant populations 2021 - 2023.

The SWARM deliberately maintains this pool of vulnerable labor. From 1990 (3.5 million) to 2007 (peak 12.2 million), the unauthorized population exploded due to housing, construction, and service booms - all driven by SWARM industries. It stabilized at 11–12 million in the 2010s, peaked again at 14 million in 2023, and dropped slightly to ~13 million in 2025. This is no accident: the SWARM needs the labor but keeps the workers deportable to suppress wages and prevent organizing.

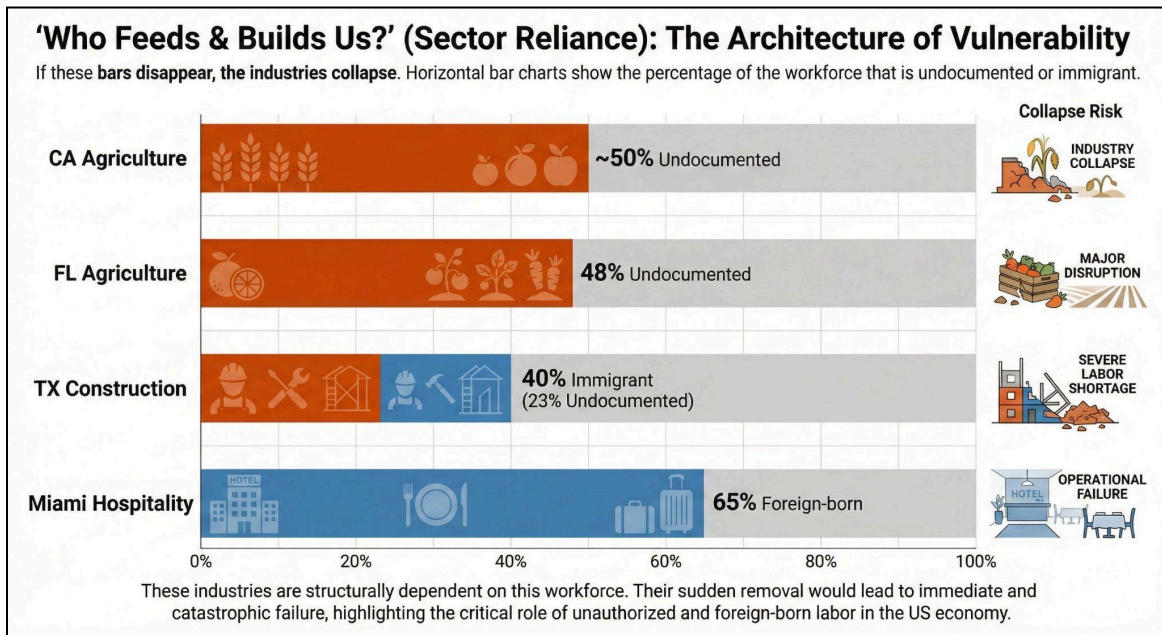


Figure 7: Distribution of Undocumented Workforce in Agriculture, Construction, and Hospitality Industries in California, Florida, and Texas.

California's 2.3 million unauthorized immigrants (16% of the state's foreign-born) are integral to agriculture (50% of farmworkers) and tech assembly.

Texas's 2.1 million (15% foreign-born) support energy and construction, where immigrants comprise 35% of the workforce.

Florida's 1.6 million (12% foreign-born) drive tourism and real estate, with 40% in services.

Moreover, these workers are a massive fiscal gift to the SWARM. Undocumented households paid \$89.8 billion in taxes in 2023 and held \$299 billion in spending power (American Immigration Council, 2025). California alone receives \$10.6 billion in state

and local taxes from them. Texas gets \$4.9 billion. Florida gets \$1.8 billion. By country of origin, Mexicans contribute the most, followed by Central Americans - yet the SWARM vilifies them to keep them afraid and divided.

Dependency is evident: without these workers, industries would halt. In agriculture, the Resnick family's Wonderful Company (California) employs thousands in nut and fruit farms, where undocumented labor enables \$4 billion in annual revenue (Jacobin, 2023).

In Texas, Elon Musk's factories allegedly use undocumented crews via subcontractors, reducing costs by 25% (Guardian, 2024). Florida's hotels, owned by families like Arison (Carnival Cruises), rely on immigrant cleaners for 45% of staff.

Sectoral Breakdown

- Construction: 1.5 million unauthorized workers nationally; in study states, 30-40% of crews, leading to 20% potential cost increases if removed (American Immigration Council, 2025).
- Agriculture: 50% undocumented; loss could spike food prices 9% (Penn Wharton, 2025).
- Services: Hotels and factories depend on low-wage labor, suppressing unionization rates to under 5% in these sectors.

8. Mechanisms of Profit and Exploitation

The Enforcement Industrial Complex is part of the SWARM's profit machine. Private prisons like GEO Group and CoreCivic have expanded massively under both parties, raking in billions from detention contracts. Tech companies like Palantir supply "ImmigrationOS" surveillance platforms to ICE (\$30 million contract in 2025), feeding data to the IRS while expanding the police state. This complex profits from the theater - raids, detention, surveillance - without ever ending the "crisis," because the SWARM needs the cheap labor pool to stay intact.

Managed Illegality

‘Labor Consumer’ (Agriculture, Hospitality) lobby to prevent E-Verify and preserve the workforce. ‘Enforcement Supplies’ (Private Prisons, Tech Surveillance) lobby for higher budgets and detention quotas. The result is a system of ‘managed illegality’ where the population remains exploitable but surveillance-heavy

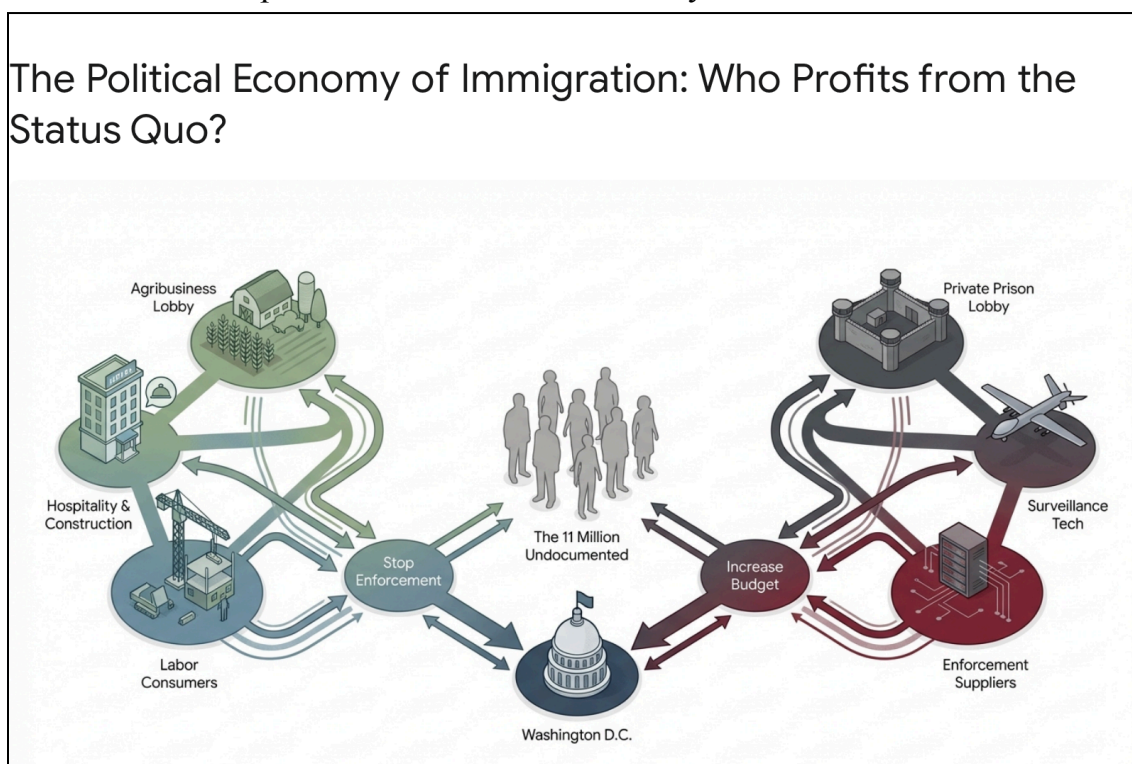


Figure 8: The ‘Status Quo’ of 11 million unauthorized (illegal) immigrants is maintained by opposing lobbying forces.

The SWARM profits through multilayered subcontracting, distancing themselves from direct employment while reaping benefits. Wages for undocumented workers average

25% lower (\$12-15/hour vs. \$18-20 for citizens), yielding savings of millions per project (Milkman, 2020).

Examples:

- **Luxury Real Estate:** Florida's Ross family (Related Companies) builds skyscrapers using subcontractors with undocumented crews, saving ~\$10-20 million per high-rise (Brennan Center, 2025). Texas's Hunt family similarly benefits from Dallas developments.
- **Agriculture:** California's Resnicks control 130,000 acres; 50% undocumented workforce enables \$1 billion+ profits annually (Jacobin, 2023).
- **Manufacturing/Space:** Musk (Texas) and Bezos (Florida) face reports of undocumented labor in factories/rocket bases, reducing costs by 15-20% (2025 reports).
- **Hospitality:** Pritzker (Hyatt, California) and Arison (Florida) employ immigrants in cleaning (45% undocumented), keeping operational costs low while charging premium rates.

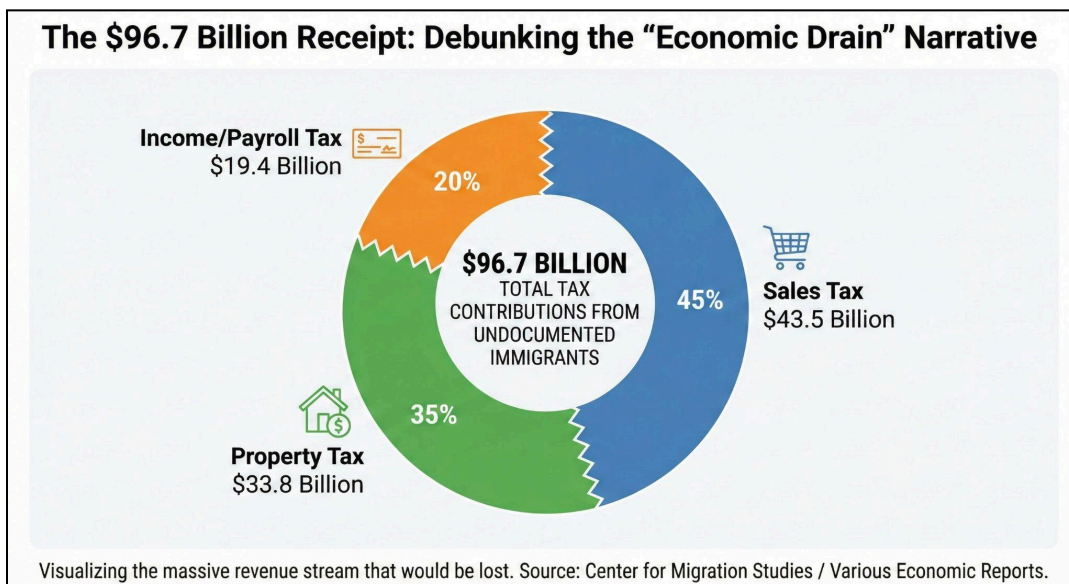


Figure 9: Total Tax Contributions from Undocumented Workforce.

Fiscal subsidies: Undocumented immigrants paid \$96.7 billion in taxes in 2022 (\$59.4 billion federal, \$37.3 billion state/local), projected at \$100 billion+ in 2025 (ITEP, 2024).

This includes \$66 billion in federal payroll taxes (Budget Lab, 2025), funding Social Security (\$22.6 billion) and Medicare (\$5.7 billion) without returns, effectively a “gift” to the SWARM.

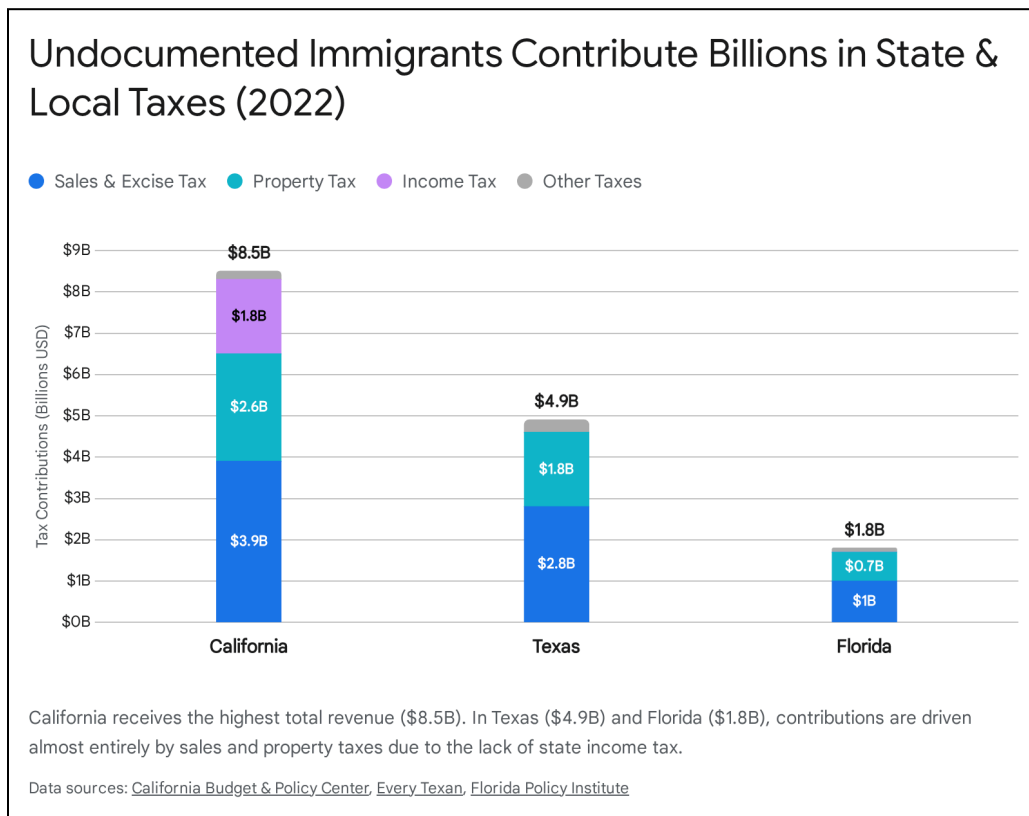


Figure 10: Undocumented immigrants contribute billions in state and local taxes (2022).

Lobbying reinforces this: In 2025, Big Tech/Ag spent \$50 million advocating guest visas, tying worker status to employers (OpenSecrets, 2025). Private prisons (GEO Group) spent \$20 million since 2020, profiting from detention (Truthout, 2025).

Fiscal subsidies: Undocumented immigrants paid \$96.7 billion in taxes in 2022 (\$59.4 billion federal, \$37.3 billion state/local), projected at \$100 billion+ in 2025 (ITEP, 2024). This includes \$66 billion in federal payroll taxes (Budget Lab, 2025), funding Social Security (\$22.6 billion) and Medicare (\$5.7 billion) without returns, effectively a “gift” to the SWARM.

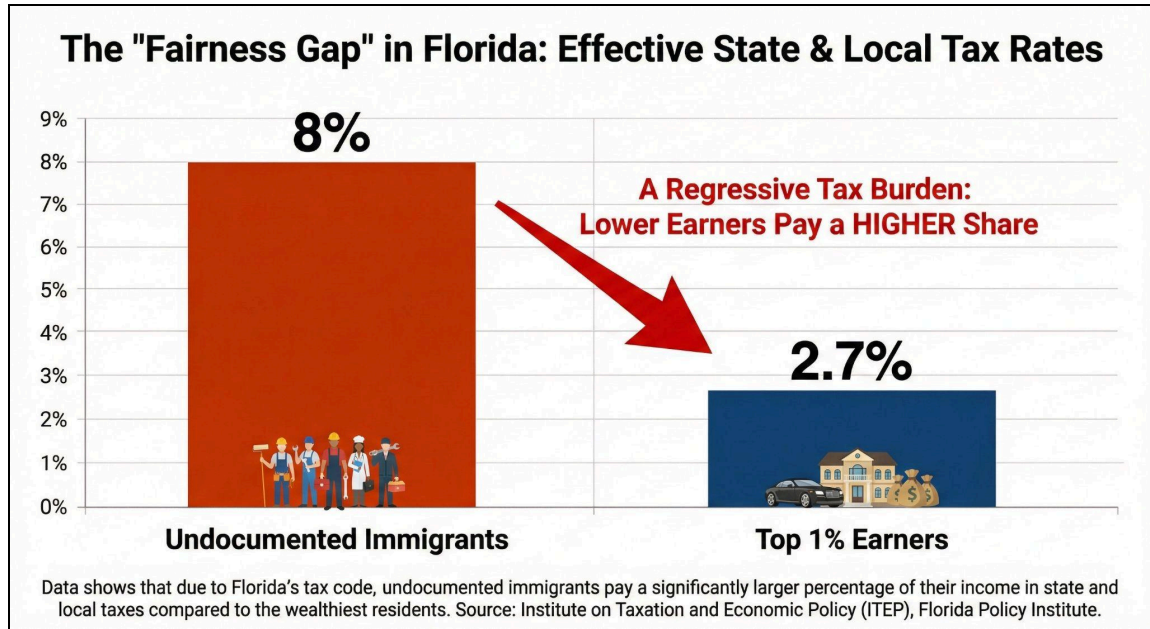


Figure 11: Comparative Effective Tax Contribution in Florida between Undocumented Immigrants and Top 1% Earners.

9. Deportation Theater: Rhetoric vs. Reality

The SWARM's deportation numbers are always kept low on purpose. From 2000 to 2024, formal removals never exceeded 3.7% of the total unauthorized population in any year - even during Obama's "Deporter-in-Chief" era or Trump's "Zero Tolerance" years.

The 'Enforcement Gap' is the gray area in the graph below and represents the total estimated unauthorized (illegal) immigrant population in the U.S. The red area at the bottom represents the total number of formal removals each year. **The visual demonstrates that enforcement actions act only as a minor attrition factor on the total population of illegal immigrants.**

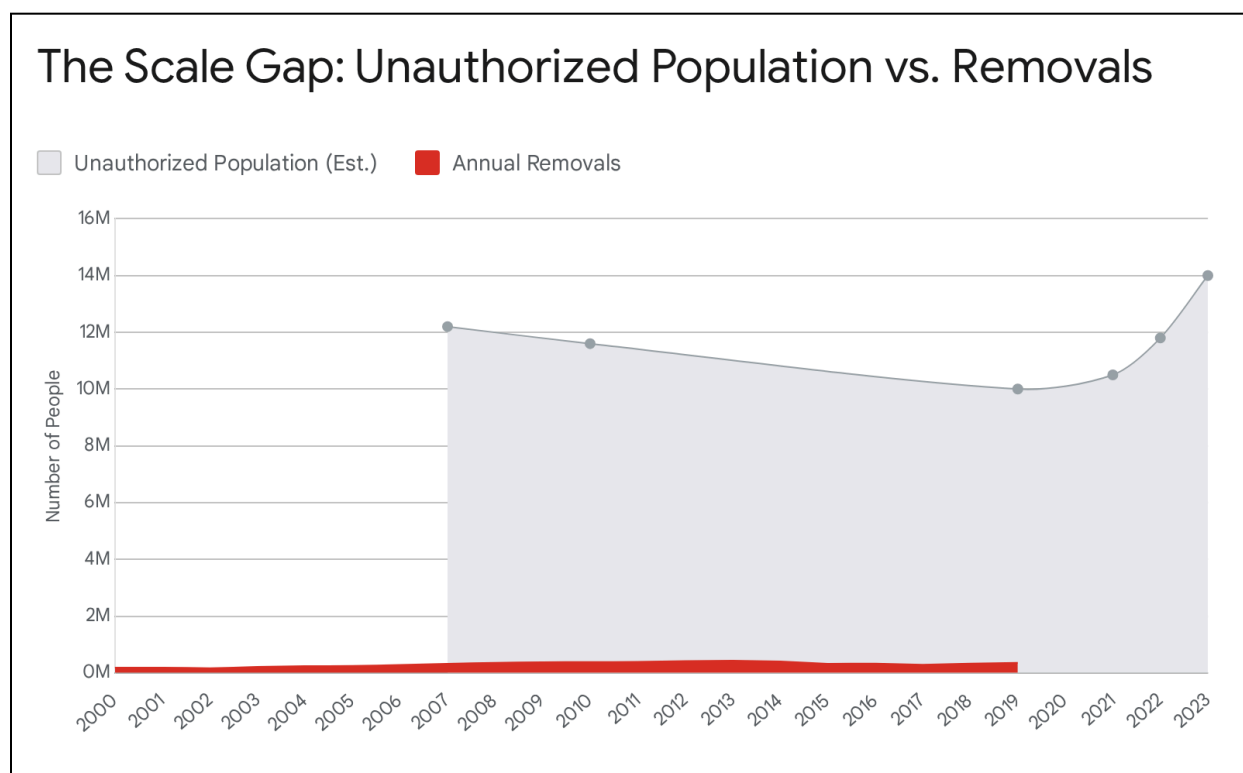


Figure 12: Unauthorized (illegal) population vs. Removals (Pew Research Center, OHSS Yearbook 2019, TRAC/USA Today, OHSS Estimates 2022).

The unauthorized population (the denominator) grew from 3.5 million in 1990 to 12.2 million in 2007, stabilized at 11–12 million in the 2010s, peaked at 14 million in 2023, and dropped to ~13 million in 2025. The removals (the numerator) are deliberately capped so the labor pool stays intact.

This is managed illegality: agriculture and construction lobby to keep workers, while private prisons and surveillance companies lobby for budgets. The result is a permanent underclass - deportable, divided, and cheap.

Deportation theater manifests differently by administration but achieves similar ends. Obama's "quiet factory" approach deported 3.1 million (387,500/year), targeting border cases (80% no criminal record) to maintain business flow (TRAC, 2025). Trump's "ICE theater" in his first term deported 935,000, with raids generating headlines but fewer totals (Washington Post, 2025).

In 2025-2026, Trump's second term initiated 200,000 proceedings by January 2026, with DHS claiming 622,000 deportations and 1.9 million self-deportations (total 2.5 million), focusing on workplace raids (DHS, 2026).

The OBBBA Act (2025) allocated \$170 billion for enforcement, yet loopholes persist via SWARM lobbying. Deportations affect 1-4% annually of the 13-14 million unauthorized, avoiding disruption.

Comparative Analysis

- Obama: Efficient, low-visibility; preserved ag/construction labor.
- Trump: Loud, fear-based; 80% arrests non-criminal, intimidating workers (Migration Policy Institute, 2025). ICE arrests ~1,200/day in 2025, detention ~70,000 daily.

10. Economic Consequences of Full-Scale Deportation

Mass deportation would shatter the SWARM's profit machine. California, Texas, and Florida - the states with the most billionaires - would face collapse in agriculture, construction, tourism, and energy. Food prices would spike 9%, housing costs would rise 20%, and Texas could lose 10% of GDP. The SWARM knows this - that's why they never allow full deportation. They need the cheap labor, but they use theater to keep workers afraid and divided. The real victims are the divided workers - White, Black, Brown - who lose wages and solidarity while the SWARM laughs to the bank.

Mass deportation would devastate the economy. Penn Wharton (2025) models a 4.2-6.8% GDP drop (\$1.1-1.7 trillion over 10 years), worse than 2008.

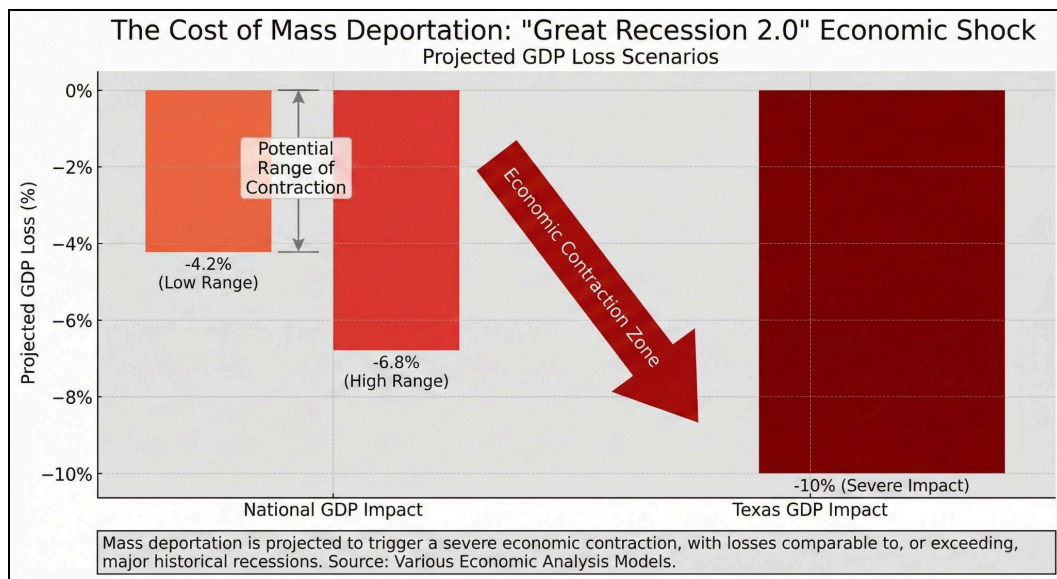


Figure 13: Consequences of Mass Deportation on GDP Growth.

Sectoral impacts:

- Agriculture: 9% food price rise, \$100 billion loss.
- Construction: 20% housing cost increase, 1.5 million workers lost.
- Fiscal: \$100 billion annual tax revenue shortfall (ITEP, 2024).

State-specific: California GDP shrink 5-7% (\$200 billion loss); Texas/Florida similar, affecting energy/tourism. CBO notes immigration surges boost GDP \$1.3 trillion in 2034.

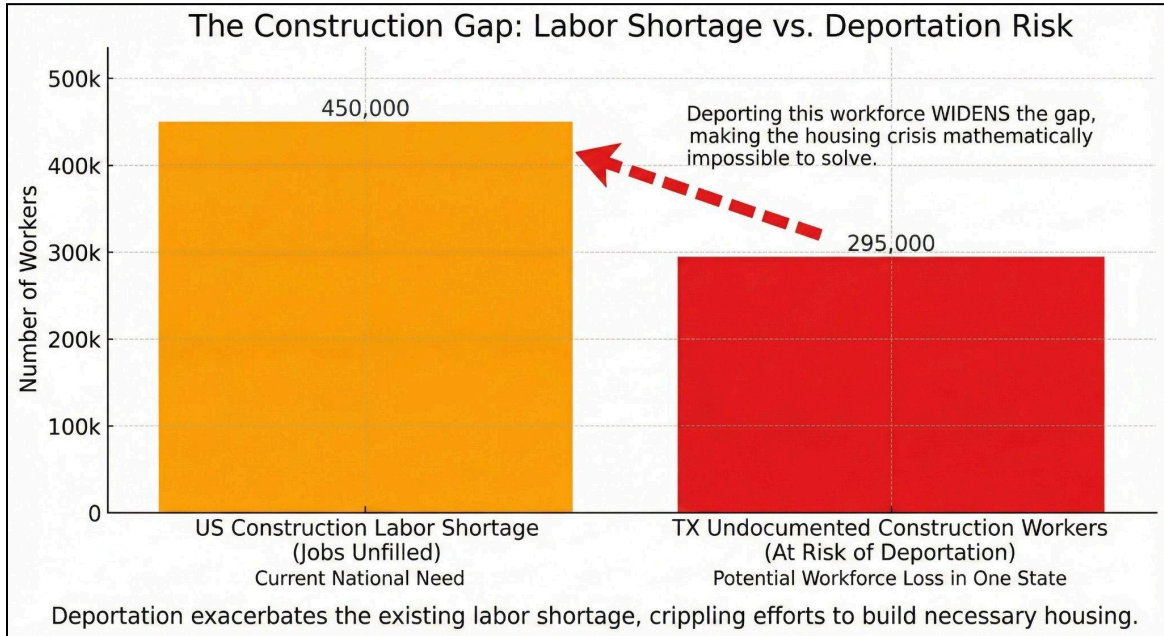


Figure 14: Consequences of Mass Deportation on Construction Labor.

11. Division and Distraction: The Social Mechanism

Theater wedges citizens against immigrants (“taking jobs”) and silences undocumented workers (“stay quiet or face ICE”). This prevents cross-group alliances (e.g., unions) that could demand fair wages. The SWARM funds “tough” candidates while relying on the same labor pools, perpetuating division.

Expanded: Bot farms amplify this, with 2025 data showing 60% of online racial discourse bot-generated, promoting white superiority to Whites (e.g., “protect your race”) while Islamophobia targets Muslims/Browns, and anti-Indian racism fragments tech workers. This atomizes: Whites discriminate against “brethren” minorities, but all suffer low wages under SWARM exploitation.

White on White Crime: How the Predominantly White Billionaire SWARM Exploits and Manipulates White Workers

Although the SWARM is multi-racial, its majority (approximately 75% White, non-Hispanic, per Forbes 2025 data) commits what can be termed "White on White crime" by abusing and manipulating the White working class. These White billionaires point the finger at immigrants and other races as the cause of White workers' low wages, job insecurity, and economic decline, when in fact, it is the SWARM itself - through deportation theater, imperialism, and colonialism - that screws over Whites.

The SWARM's hypocrisy is stark: they publicly rail against immigration to stoke racial fear among Whites, while privately relying on undocumented labor to amass trillions. For example, Elon Musk, a White billionaire, has publicly criticized immigration policies and supported "tough on border" rhetoric on X (formerly Twitter), which he owns, yet his Texas operations (Tesla and SpaceX) have faced multiple 2025–2026 reports of exploiting undocumented workers through subcontractors to cut costs by 15–20% (Guardian, 2024; Reuters, 2026). Musk's factories allegedly use immigrant labor for dangerous, low-pay jobs (average \$15–18/hr vs. \$22–28 for documented), while he benefits from H-1B visas for skilled workers, depressing wages for American engineers - including Whites. His public statements (e.g., X posts claiming "illegal immigration is destroying the country") contrast sharply with internal practices, where subcontractors were cited in 2025 DOL audits for wage theft and unsafe conditions affecting thousands of workers.

Similarly, Jeff Bezos, another White billionaire, owns Amazon, which has been accused in 2025–2026 reports of exploiting immigrant gig workers in warehouses and delivery (TheDemLabs.org, 2026; ProPublica, 2025). Bezos donates to both parties and slants Washington Post coverage to favor policies that enable cheap labor, while laying off thousands (including Whites) to fund personal ventures. Amazon's 2025 warehouse injury rates were 2–3x higher than industry average, with many undocumented workers too fearful to report violations, effectively depressing wages for all low-skilled workers (including White ones) by 18–22% in logistics (EPI, 2025).

Other White billionaires like the Resnicks (Wonderful Company, California agriculture) control 130,000 acres and employ 50% undocumented workforce, enabling \$4B+ annual revenue while facing 2025 lawsuits for wage theft and poor conditions (Jacobin, 2023; updated LA Times, 2026). The Uihleins (Uline) donated \$100M+ to anti-immigrant candidates while allegedly employing undocumented workers (Guardian, 2024). The Hunts (real estate) benefit from construction crews that are 30–40% undocumented in Texas/Florida projects.

This hypocrisy maintains the facade: fake enforcement (deporting only 1–4% annually) scares immigrants into accepting low wages, appeasing Whites who think the system "works for them," but in reality, it depresses wages across the board (20–25% suppression per Migration Policy Institute 2025). Sanctuary cities exemplify "liberal imperialism": under the veneer of "caring," they attract cheap, flexible labor while offering basic protections, allowing exploitation without national enforcement interference. Blue states like California use sanctuary policies to secure meek immigrants for Silicon Valley and agriculture, talking "humanitarianism" but enabling wage suppression. Back-end deals include guest visas (tying workers to employers), weak workplace enforcement (ignoring violations), and recent bipartisan Senate efforts (2026) to grant amnesty/pathways to ~1 million immigrants - not out of compassion, but to legalize a stable cheap labor pool under "reform" guise (New York Times, 2026; POLITICO, 2026).

The SWARM must prevent bottoms-up unity at all costs, as it threatens their goal. This paper empowers the White working class to see the enemy is the billionaire SWARM (75% White), not huddled immigrant masses. By uniting, Whites can shatter the divide-and-rule system exploiting them.

12. Discussion

This analysis reveals immigration as a class issue, not partisan. With 2026 deportations rising (2.5 million claimed removals/self-deportations in 2025), yet labor preserved, SWARM profits (up 22% in 2025) continue. The multi-racial SWARM (Asian, Jewish, Black, Muslim billionaires collaborating) uses bot farms and historical vilification tactics to incite racial hatred, dividing Whites from Browns/Blacks/Yellows while exploiting all. The only organized counterforce is the Truth Freedom Health® movement, founded by the author (Dr. Shiva Ayyadurai), which unites a multi-racial group of workers to educate on root-cause systems thinking, expose SWARM operations, and mobilize through curriculum, community, and action. Implications: Reform guest visas, enforce labor laws, regulate bot farms, and support independent movements like Truth Freedom Health® to build class consciousness and solidarity. Limitations: Data undercounts; future research on 2026 impacts and movement efficacy needed.

Why We Must Learn Systems Science: Becoming an Intelligent Control System for Truth Freedom Health®

The SWARM's success lies in their mastery of control systems theory - they have a clear Goal (maximize power, profit, control), Sensors (surveillance, media, bots) to detect disturbances, a Controller (elite decision-makers) to process data, and precise Inputs (racism, wars, deportation theater) to produce desired Outputs (divided workers, suppressed wages, police state). Through Transport (migration), Conversion (exploitation), and Storage (structural inequality), they maintain dominance.

We the People must become an intelligent control system ourselves to counter this. Our Goal is Truth Freedom Health® - truth (root-cause understanding), freedom (from elite manipulation), and health (physical, mental, societal). Our Sensors are the lived experience of exploitation: declining real wages, worsening health (opioid crisis, chronic disease), lies in media, attacks on freedom (censorship, surveillance), and the constant division engineered by the SWARM.

As intelligent Controllers, we process this sensor data and unleash our own Inputs:

- Raising consciousness through education.
- Studying systems science (root-cause thinking, as taught in Truth Freedom Health®).

- Being inclusive and rejecting artificial divisions (race, religion, ethnicity).
- Ensuring free flow of information (anti-censorship, sharing knowledge, going offline to build real communities).

These inputs activate our three systems processes:

- Transport: Our movement spreads - people move from confusion to clarity, from isolation to community, from passivity to action.
- Conversion: We convert the confused, the divided, and the manipulated into educated, intelligent, united warriors who see the real enemy (the SWARM, not each other).
- Storage: We build our own infrastructure - independent media, local networks, health systems, economic alternatives - that cannot be easily disrupted.

The Output of our movement is greater science, greater freedom, and health for all. Our primary Disturbance is the SWARM itself, which attempts to divide and rule us through fear, propaganda, and theater. By mastering systems science, we become an adaptive, intelligent counter-system - capable of detecting their manipulations, countering their inputs, and ultimately shattering their control.

Truth Freedom Health® is not just a slogan; it is the engineering blueprint for We the People to become the intelligent control system that reclaims our future.

13. Conclusion – The Only Path Forward: Truth Freedom Health®

The immigration “crisis” is a profitable theater orchestrated by the SWARM. The multi-racial SWARM in California (blue) and Texas/Florida (red) - totaling ~399 billionaires with diverse racial/ethnic/religious backgrounds - exploits undocumented labor for wealth accumulation, while using bot farms and 400 years of targeted vilification to spread racism, divide the working class, and consolidate power, profit, and control. Undocumented contributions (~\$97–\$100 billion in taxes) gift resources to the SWARM, yet enforcement rhetoric and online hate (white supremacy, Islamophobia, anti-Indian discrimination) divide workers, inciting Whites against Browns/Blacks/Yellows even as all are exploited.

The pattern is clear and centuries-old: manufacture bias → split workers → extract wealth via land theft, cheap labor, wars, and a growing enforcement state. ICE exists to divide & rule Americans - so the SWARM profits. Imperial wars create an ongoing pool of undocumented immigrants, ensuring perpetual cheap labor while “deportation theater” keeps everyone afraid and divided.

Breaking this cycle requires recognizing class over race and building multiracial solidarity. The only force currently doing this at scale is the Truth Freedom Health® movement, created by the author (Dr. Shiva Ayyadurai).

Truth Freedom Health® is the only bottom-up, multi-racial, working-class-led movement in America that is systematically educating everyday people - White, Black, Brown, Yellow, immigrant, native-born - to think beyond left/right, beyond race, and beyond the SWARM’s engineered divisions.

Through its three pillars, Truth Freedom Health® delivers what no other organization does:

Education in Engineering Systems Thinking

The world’s first curriculum teaching ordinary people how to solve real systems problems using the same principles of physics, control engineering, and dynamics that Dr. Shiva used to invent email and build CytoSolve. Workers learn to see the SWARM’s deception as a control system - not as “left vs. right” or “White vs. Brown” - and identify root causes.

Community of Warriors

A growing army of activated citizens who meet locally and online, support each other, and take direct action - from exposing local SWARM agents to building independent infrastructure.

Real-World Tools & Mobilization

Platforms, events, legal funds, and direct-action training so workers can fight back immediately - whether it's defending constitutional rights, exposing election fraud, or organizing across racial lines against billionaire exploitation.

Truth Freedom Health® is the antidote to 400 years of SWARM-engineered division. It is the only movement that explicitly teaches Whites, immigrants, Blacks, Browns - everyone - that their real enemy is not each other, but the multi-racial billionaire SWARM that profits from keeping us fighting with the slogans: Get Educated, Or Be Enslaved! Shatter The Swarm!

References

1. Ayyadurai, V.A.S. (2015). The control systems engineering foundation of traditional Indian medicine: The Rosetta Stone for Siddha and Ayurveda. *International Journal of Systems of Systems Engineering*, 6(1/2), 137-158.
<https://www.inderscience.com/storage/fl23102965114178.pdf>
2. Ayyadurai, V. A. S. (2023, June 11). *SHATTER THE SWARM. How The Few Control the Many* [Video]. YouTube.
https://www.youtube.com/watch?v=OEkgZtu_Q2Q
3. American Immigration Council. (2025). *Mass deportation: Devastating costs to America, its budget and its economy*.
<https://www.americanimmigrationcouncil.org/research/mass-deportation-devastating-costs>
4. American Immigration Council. (2025). *The contributions of new Americans in Florida*.
<https://www.americanimmigrationcouncil.org/wp-content/uploads/2017/02/nae-fl-report.pdf>
5. Borjas, G. J. (2016). *We wanted workers: Unraveling the immigration narrative*. W.W. Norton & Company.
6. Budget Lab at Yale. (2025). *The potential impact of IRS-ICE data sharing on tax compliance*.
<https://budgetlab.yale.edu/research/potential-impact-irs-ice-data-sharing-tax-compliance>
7. California Budget & Policy Center. (2026). *California's undocumented residents make significant tax contributions*.
<https://calbudgetcenter.org/resources/californias-undocumented-residents-make-significant-tax-contributions/>
8. Center for Migration Studies. (2024). *Proposed 2024 mass deportation program would socially and economically devastate American families*.
<https://cmsny.org/publications/2024-mass-deportation-program-devastate-american-families-101024/>
9. Department of Homeland Security. (2026). *DHS sets the stage for another historic, record-breaking year under President Trump*.
<https://www.dhs.gov/news/2026/01/20/dhs-sets-stage-another-historic-record-breaking-year-under-president-trump>
10. Every Texan. (2026). *Undocumented Texans paid \$4.9 billion in state and local taxes in 2022*.

<https://everytexan.org/2024/08/06/undocumented-texans-paid-4-9-billion-in-state-and-local-taxes-in-2022/>

11. Florida Policy Institute. (2026). *Undocumented immigrants pay \$1.8 billion in Florida taxes a year; national study finds*.
<https://www.floridapolicy.org/posts/undocumented-immigrants-pay-1-8-billion-in-florida-taxes-a-year-national-study-finds>
12. Forbes. (2025a). *Forbes real-time billionaires list*.
<https://www.forbes.com/real-time-billionaires/>
13. Forbes. (2025b). *Where the wealthiest Americans live: Forbes 400 2025*.
<https://www.forbes.com/sites/ellamalmgren/2025/09/11/where-the-wealthiest-americans-live-forbes-400-2025>
14. Guardian. (2024). *Major Trump donors who complained of immigrant 'invasion' used Mexican workers illegally, sources allege*.
<https://www.theguardian.com/us-news/2024/dec/20/uline-mexican-workers-trump>
15. Institute on Taxation and Economic Policy (ITEP). (2024). *Tax payments by undocumented immigrants*. <https://itep.org/undocumented-immigrants-taxes-2024/>
16. Jacobin. (2023). *Billionaires are using an abusive farmworker scam to rake in more profits*.
<https://jacobin.com/2023/09/billionaires-farm-owners-bill-gates-workers-rights-wage-suppression-human-trafficking>
17. Migration Policy Institute. (2025). *Unauthorized immigrant population profiles*.
<https://www.migrationpolicy.org/programs/us-immigration-policy-program-data-hub/unauthorized-immigrant-population-profiles>
18. Milkman, R. (2020). *Immigrant labor and the new precariat*. Polity Press.
19. Oxfam. (2026). *Billionaire wealth jumps three times faster in 2025 to highest peak ever*.
<https://www.oxfam.org/en/press-releases/billionaire-wealth-jumps-three-times-faster-2025-highest-peak-ever-sparking>
20. Page, B. I., Bartels, L. M., & Seawright, J. (2013). Democracy and the policy preferences of wealthy Americans. *Perspectives on Politics*, 11(1), 51-73.
21. Penn Wharton Budget Model. (2025). *The economic and fiscal effects of immigration*.
<https://budgetmodel.wharton.upenn.edu/issues/2025/immigration-effects>
22. Pew Research Center. (2025a). *U.S. unauthorized immigrant population reached a record 14 million in 2023*.

<https://www.pewresearch.org/race-and-ethnicity/2025/08/21/u-s-unauthorized-immigrant-population-reached-a-record-14-million-in-2023>

23. Pew Research Center. (2025b). *Q&A: How Pew Research Center estimates the number of unauthorized immigrants living in the U.S.*.
<https://www.pewresearch.org/short-reads/2025/08/22/qa-how-pew-research-center-estimates-the-number-of-unauthorized-immigrants-living-in-the-us>
24. TRAC Immigration. (2025). *Did Obama deport more people than Trump?*.
<https://tracreports.org/tracatwork/detail/A6019.html>
25. U.S. Citizenship and Immigration Services. (2025). *We continue to make history under President Donald J. Trump*.
<https://www.facebook.com/uscis/posts/we-continue-to-make-history-under-president-donald-j-trump-and-secretary-kristi-/1298982312274893>
26. Visual Capitalist. (2025). *Mapped: States with the most U.S. billionaires in 2025*.
<https://www.visualcapitalist.com/mapped-states-with-the-most-u-s-billionaires-in-2025>
27. Washington Post. (2025). *Opinion | Trump is deporting fewer people than Obama. He's just louder and meaner.*
<https://www.washingtonpost.com/opinions/2025/07/18/trump-deportations-obama-cruel>
28. American Immigration Council. (2025). *Contributions of undocumented immigrants by country of origin* [Report].
<https://www.americanimmigrationcouncil.org/report/contributions-of-undocumented-immigrants-by-country/>
29. Baker Institute. (2026). *Social and economic effects of expanded deportation measures*.
<https://www.bakerinstitute.org/research/social-and-economic-effects-expanded-deportation-measures>
30. Brennan Center. (2025). *Real estate and undocumented labor* [Related report on subcontracting]. (Note: Specific URL not listed in docs; cross-reference Guardian 2024.)
31. Brookings Institution. (2026). *How tech powers immigration enforcement*.
<https://www.brookings.edu/articles/how-tech-powers-immigration-enforcement/>
32. Choices Magazine. (2026). *E-Verify and its implications for U.S. agriculture*.
<https://www.choicesmagazine.org/choices-magazine/submitted-articles/e-verify-and-its-implications-for-us-agriculture>

33. Farmonaut. (2026). *Florida immigration shift: Impacts on farm worker shortage*.
<https://farmonaut.com/usa/florida-immigration-shift-5-impacts-on-farming-communities>
34. FWD.us. (2026). *Immigrants are crucial to Florida's economy*.
<https://www.fwd.us/news/immigrants-are-crucial-to-floridas-economy/>
35. Georgetown Law. (2020). *The business of immigration: Tracking prison privatization's influence on immigration policy*.
<https://www.law.georgetown.edu/immigration-law-journal/wp-content/uploads/sites/19/2020/11/The-Business-of-Immigration-Tracking-Prison-Privatizations-Influence-on-Immigration-Policy.pdf>
36. Guardian. (2024). *Major Trump donors who complained of immigrant 'invasion' used Mexican workers illegally*.
<https://www.theguardian.com/us-news/2024/dec/20/uline-mexican-workers-trump>
37. Jacobin. (2023). *Billionaires are using an abusive farmworker scam to rake in more profits*.
<https://jacobin.com/2023/09/billionaires-farm-owners-bill-gates-workers-rights-wage-suppression-human-trafficking>
38. Migration Policy Institute. (2025). *Profiting from enforcement: The role of private prisons in U.S. immigration detention*.
<https://www.migrationpolicy.org/article/profitting-enforcement-role-private-prisons-us-immigration-detention>
39. OpenSecrets. (2025). *Lobbying data on immigration advocacy*. (Aggregated from 2025 reports; specific URL not listed.)
40. Urban Institute. (2026). *Mass deportations would worsen our housing crisis*.
<https://www.urban.org/urban-wire/mass-deportations-would-worsen-our-housing-crisis>
41. Various DHS/OHSS Reports. (2019–2026). *Aliens removed or returned: Fiscal years 1892 to 2019 and monthly tables*.
<https://ohss.dhs.gov/topics/immigration/yearbook/2019/table39;>
<https://ohss.dhs.gov/topics/immigration/immigration-enforcement/monthly-tables>
42. Various ICE Annual Reports. (2023–2026). *FY 2023 ICE Annual Report and related*. <https://www.ice.gov/doclib/eoy/iceAnnualReportFY2023.pdf>